


The Story



Three delightful white mice climb into three jars of paint - red, yellow, and blue. When they climb out, they leave puddles of paint, which when stirred, stepped in, and danced through, produce lovely orange, green, and purple. After their fun, they rinse off in the cat's bowl of water. They finish the adventure by painting paper in the primary and secondary colors, but they leave a little strip of white so they can hide from the cat with their white fur against the white paper.

Story Learning Opportunities:

- Listen to the story about mice painting in colors
- Participate in the story retelling (e.g., hold pictures of mice, hold mice puppet)
- Experience colors in sensory activities and mixing colors in art
- Learn about mice (e.g., small animals with fur and feet)
- Move like the mice (e.g., "climb in," "climb out," "step in")

Vocabulary Words, Sounds, and Signs that Adults Use

| Things | Colors | Action Words | Scripts |
|------------|----------|----------------------------|--------------------------------|
| Mouse/mice | White | Dance | Climb in and out of jars |
| Cat | Red | Jump | Drip (or make) puddles |
| Feet | Yellow | Hop | Paint on paper |
| Fur | Blue | Step | Mix colors |
| Paint | Orange | Climb | Step, hop, and jump in puddles |
| Paper | Green | Shout | Stir or splash with feet |
| Puddle | Purple | <i>Hide (not in story)</i> | Fur gets sticky and stiff |
| Jar | | | Wash fur soft and white |
| | | | Hide from cat |
| Numbers | Textures | Action Words | |
| One | Sticky | Mix | |
| Two | Stiff | Drip | |
| Three | Soft | Stir | |
| | | Splash | |
| | | Wash | |

Sounds to Repeat

Repeat sounds during daily activities and show how you are using your mouth to make the sound.

/p/ - Say the "p" sound (p, p, p) as you say the word paint, puddle, or paper.

/m/ - Say the "m" sound for mouse and mice

Sign for "Painting"

Hold up one hand with your palm in front of and facing away from you. Wave your other hand up and down in front of your palm with your finger tips just touching your palm.

Materials

Books

Copies of the book
Related storybooks and concept books
(See list of other resources)

Recordings

Storybook reading (e.g., in Spanish or other languages if appropriate)
Songs, rhymes, music, or train sounds

Pictures

Copies of the book cover
Mice
Paint jars
Color puddles






Letter of the week "M," "P"

Mouse and cat puppets
Mouse nose or whiskers to wear
Scarves/cloths in color and textures
Socks or bean bags in colors
Toys, blocks, puzzles in colors

Supplies

Paper (white and colors)
Velcro to attach laminated pictures
Paint (primary colors)
Felt and/or cloth in white and colors
Beans (for beanbags)
Fur pieces (e.g., terry cloth, or sponge)
Paint containers (plastic jars, squirt or spray bottles, margarine tubs)
Plastic baggies with zip lock
Play dough (i.e., white)
Food coloring
Popsicle sticks for paper props

Find or Make

-  Popsicle picture puppets
-  Bean bag mice
-  Laminated pictures or illustrations
-  Flannel/cloth cut outs
-  Color "paint puddles"

Snack food

Food coloring Food to color (e.g., rice, yogurt, pudding, instant potatoes, cold cuts)

Classroom Routines with Adult and Child Activities

| When | What to Do |
|----------------------|--|
| Arrival/Greeting | <p>Show and talk about the story</p> <p>Talk about a special activity or event of the day</p> <p>Talk about the next activity that the child will do (e.g., sorting play)</p> |
| Floor Time/Free Play | <p>Play with colors (e.g., color pegs, shapes, blocks)</p> <p>Hide mice in or under color paper puddles or other items</p> <p>Sort colors (e.g., Legos, blocks, puzzle pieces, socks)</p> <p>Put mice (cloth or plastic) in and out of jars</p> <p>Play and/or sort textures (e.g., soft fur or a rough surface for feet)</p> |
| Circle Time | <p>Read and retell the story every day</p> <p>Talk about story, pause, use fill-in-the-blank, and ask questions</p> <p>Retell the stories using props (e.g., mouse and cat puppets, stick puppets, or pictures)</p> <p>Use flannel or laminated picture board for story characters</p> <p>Place a prop on your body (e.g., put on a nose with whiskers or put color on your feet) to encourage conversation</p> <p>Offer and read other related books</p> <p>Sing or recite rhymes, change words to better match the story (See "Hickory, Dickory, Dock" or "Three <i>White Mice</i>")</p> <p>Play simple games</p> <p>Play story-related music or songs and dance</p> |
| Motor/Outdoor Play | <p>Step, dance, or jump on large color puddles</p> <p>Follow mouse foot prints on floor</p> <p>Dance with color cloths, scarves, or flags - up/down, walk around, hide or cover feet with scarves</p> <p>Hang color streamers on a fence or spray color art mural</p> <p>Hide from the cat game</p> <p>Toss sock bean bags</p> <p>Use white infant socks with a color yarn to toss into cans, colored puddles on the floor, or into a frame</p> |

continued

Classroom Routines with Adult and Child Activities

| When | What to Do |
|---------------------|--|
| Art/Sensory Play | <p>Use plastic containers, jars, squirt bottles, or spray for paint</p> <p>Mix primary colors (red, blue, yellow) to make other colors (orange, green, purple)</p> <p>Use sponges as mouse feet and stir paint with mouse feet</p> <p>Paint on fabric fur and wash off</p> <p>Mix glue in with paint colors and have children use cotton balls (as mice) to paint and stick to paper</p> <p>Put mouse-shape sponges in and out of paint jars</p> <p>Mix color play dough (i.e., add a drop of food coloring into a zip lock bag with a small ball of white play dough)</p> <p>Hide, find, and match colors in the sand table</p> |
| Snack/Mealtime | <p>Prepare a food item by adding color</p> <p>Choose a different color each day to add to a food</p> |
| Diapering/Toileting | <p>Talk about pictures and/or hanging mobile of story characters</p> <p>Choose a different character or script each day</p> |
| Dramatic Play | <p>Create a "dance studio" of colors</p> <p>Provide clothing, cloths, or scarves of varied texture and color</p> <p>Provide socks of varied colors as dancing mouse feet</p> <p>Play music, follow mouse tracks and/or dance</p> |
| Quiet Time | <p>Listen to a recording of the story</p> <p>Provide soft props (e.g., soft fur, white mice, soft cat)</p> |